

NETWORK SERVER CABINETS

19" NETWORK SERVER CABINETS 600mm WIDE

FEATURES:


- Supplied with fixed shelves, fans, cage nuts, castors, levelling feet, 6 outlets PDU
- Static loading: 800kg
- Width: 600mm
- Depth: 600mm, 700mm, 800mm, 900mm, 1000mm
- Optional plinths available to bolt cabinet to floor
- Optional vertical cable tray available
- Optional baying kit available for cabinet interconnection
- Optional mesh front door available
- Vertical mounting profile can be adjusted in 25mm increments
- Supplied complete
- Material: SPCC quality cold rolled steel, gloss black colour, easy clean surface
- Mounting profile 2.0mm, mounting angle 1.5mm, others 1.2mm
- Surface finish: Degrease, acid pickling, rust prevention, parkerizing, pure water cleaning and static electricity plastic painting
- Complies with IEC-60297, ANSI/EIA RS-310-D, IEC297-2, DIN41491;PART1, DIN41494; PART7, GB/T3047.2-92, IP20 rated
- Compatible with 19" International Standard and Metrical and ETSI standards
- 3 Year Warranty on cabinets. Subject to use within the static loading specifications and operation within normal environmental conditions
- 1 Year Warranty on fans



NETWORK SERVER CABINETS

19" NETWORK SERVER CABINETS 600mm WIDE

Ceiling mounted drop in 4 way fan tray fitted with dust filters



Top mounted removable fan tray




Top cable entry front and back, also dual side entry on 800mm wide models.



Vertical uprights, adjustable forward and backward




Front door can be hinged left or right side



CABINET FRONT VIEW

Tinted glass front door

Lockable, removable side panels




Bottom cable entry



Universal Key for all locks



CABINET REAR VIEW




Dual rear mesh doors



Zinc coated vertical uprights with RU markings



2.5" heavy duty castor wheels and levelling feet



Multiple grounding pins to earth doors and side panels

NETWORK SERVER CABINETS

19" NETWORK SERVER CABINETS 600mm WIDE

MODEL CODE	W X D X H (EXTERNAL)	CAPACITY	INCLUDES	M ³	KG
NSR126X7	600 x 700 x 735mm	27RU	1x Fixed Shelf, 4x Fans, 25x Cage Nuts, 4x Castors and 4x Levelling Feet	0.39	52
NSR186X6	600 x 600 x 1005mm	27RU	1x Fixed Shelf, 4x Fans, 25x Cage Nuts, 4x Castors and 4x Levelling Feet	0.46	54
NSR186X7	600 x 700 x 1005mm	27RU	1x Fixed Shelf, 4x Fans, 25x Cage Nuts, 4x Castors and 4x Levelling Feet	0.52	54
NSR186X8	600 x 800 x 1005mm	27RU	1x Fixed Shelf, 4x Fans, 25x Cage Nuts, 4x Castors and 4x Levelling Feet	0.59	66
NSR226X6	600 x 600 x 1290mm	22RU	1x Fixed Shelf, 4x Fans, 25x Cage Nuts, 4x Castors and 4x Levelling Feet	0.55	61
NSR226X9	600 x 900 x 1290mm	22RU	1x Fixed Shelf, 4x Fans, 25x Cage Nuts, 4x Castors and 4x Levelling Feet	0.78	76
NSR276X6	600 x 600 x 1405mm	27RU	1x Fixed Shelf, 4x Fans, 25x Cage Nuts, 4x Castors and 4x Levelling Feet	0.65	68
NSR276X8	600 x 800 x 1405mm	27RU	1x Fixed Shelf, 4x Fans, 25x Cage Nuts, 4x Castors and 4x Levelling Feet	0.83	80
NSR276X9	600 x 900 x 1405mm	27RU	1x Fixed Shelf, 4x Fans, 25x Cage Nuts, 4x Castors and 4x Levelling Feet	0.93	85
NSR276X10	600 x 1000 x 1405mm	27RU	1x Fixed Shelf, 4x Fans, 25x Cage Nuts, 4x Castors and 4x Levelling Feet	1.02	92
NSR376X6	600 x 600 x 1850mm	37RU	2x Fixed Shelves, 4x Fans, 25x Cage Nuts, 4x Castors and 4x Levelling Feet	0.88	85
NSR376X8	600 x 800 x 1850mm	37RU	2x Fixed Shelves, 4x Fans, 25x Cage Nuts, 4x Castors and 4x Levelling Feet	1.13	99
NSR376X10	600 x 1000 x 1850mm	37RU	2x Fixed Shelves, 4x Fans, 25x Cage Nuts, 4x Castors and 4x Levelling Feet	1.38	115
NSR426X6	600 x 700 x 2100mm	42RU	3x Fixed Shelves, 4x Fans, 25x Cage Nuts 4x Castors and 4x Levelling Feet	0.99	105
NSR426X8	600 x 800 x 2100mm	42RU	3x Fixed Shelves, 4x Fans, 25x Cage Nuts 4x Castors and 4x Levelling Feet	1.26	104
NSR426X9	600 x 900 x 2100mm	42RU	3x Fixed Shelves, 4x Fans, 25x Cage Nuts, 4x Castors and 4x Levelling Feet	1.41	123
NSR426X10	600 x 1000 x 2100mm	42RU	3x Fixed Shelves, 4x Fans, 25x Cage Nuts, 4x Castors and 4x Levelling Feet	1.53	122
NSR456X6	600 x 600 x 2205mm	45RU	3x Fixed Shelves, 4x Fans, 25x Cage Nuts, 4x Castors and 4x Levelling Feet	1.06	98
NSR456X8	600 x 800 x 2205mm	45RU	3x Fixed Shelves, 4x Fans, 25x Cage Nuts, 4x Castors and 4x Levelling Feet	1.36	116
NSR456X10	600 x 1000 x 2205mm	45RU	3x Fixed Shelves, 4x Fans, 25x Cage Nuts, 4x Castors and 4x Levelling Feet	1.66	147